

Molteni & C

PORTFOLIO— FERRUCCIO LAVIANI 2011

1—
2



Complements with a characteristic structure and steel lower shelf, cut and shaped by laser with chrome or pewter colour finish and with tops in woods, marble or matt lacquer. They can be easily positioned to the side or behind the sofa.

FEATURES

An essential part of the armchair and sofa system, this series of small tables is distinguished by the steel profile of the frame that supports the shelves.

DATASHEET

REGISTERED
DESIGN

IX.2015

molteni.it

Dimensions in millimeters and inches. The right to discontinue and make changes is reserved. This information is based on the latest product information available at the time of printing.

FINISHES

MARBLE

white Carrara - emperador dark - black marquina

WOODS

eucalyptus - grey oak - black oak - light elm - dark elm

STRUCTURE FINISH

shiny chrome - black chrome - pewter colour

Molteni & C

2—
2

TECHNICAL INFORMATION

TABLE STRUCTURE

Bent and laser cut steel, chrome plated or lacquered, with non slip plastic floor rests.

UPPER TABLE TOP IN WOOD

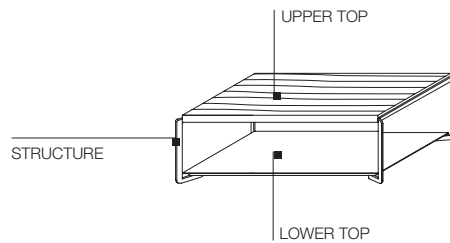
Chipboard panel covered with sliced Elm (*Ulmus rubra*), Oak (*Quercus*), Eucalyptus (*Eucalyptus globulus*) or with melamine cladding lacquered in the Molteni range colours.

UPPER TABLE TOP IN MARBLE

Marble in Range finishes with anti-stain, water-repellent treatments.

LOWER TABLE TOP

Satin steel.



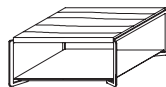
DIMENSIONS

Notes

The lower shelf is always in satin metal

small table

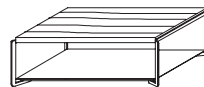
W 950 D 950 H 403
W 37 3/8" D 37 3/8" H 15 7/8"



PTA1
upper shelf

matt lacquer colours/woods/marble

W 1300 D 950 H 403
W 51 1/8" D 37 3/8" H 15 7/8"



PTA2
upper shelf

matt lacquer colours/woods/marble

W 400 D 400 H 525
W 15 3/4" D 15 3/4" H 20 5/8"

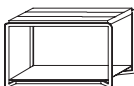


PTA3
upper shelf

matt lacquer colours/woods/marble

console table

W 950 D 400 H 525
W 37 3/8" D 15 3/4" H 20 5/8"



PTC1
upper shelf

matt lacquer colours/woods/marble

W 1300 D 400 H 525
W 51 1/8" D 15 3/4" H 20 5/8"



PTC2
upper shelf

matt lacquer colours/woods/marble

DATASHEET

REGISTERED
DESIGN

IX.2015

FINISHES MOLteni&C RANGE

IX.2015

	MATT LACQUER OPEN GRAIN LACQUER	GLOSSY LACQUER	COLOURED GLASS	ETCHED COLOURED GLASS	PLASTER LACQUERED CARTAPAGLIA LACQUERED <i>only Gliss Master</i>
CHALK WHITE	•	•	•	•	•
IVORY	•				•
PEARL	•	•	•	•	•
SILICA	•	•	•	•	•
SAND	•	•	•	•	•
PLATINUM	•	•	•	•	•
DUNE	•	•	•	•	•
CLAY	•	•	•	•	•
DOLOMITE GREY	•	•	•	•	•
BORDEAUX	•	•	•	•	•
RUBY	•	•	•	•	•
CARAMEL	•	•	•	•	•
MOKA	•	•	•	•	•
MUSTARD	•	•	•	•	•
CADMIUM	•	•	•	•	•
LIGHT BLUE GREY	•	•	•	•	•
LEAD	•	•	•	•	•
ANTHRACITE	•	•	•	•	•
BLACK	•	•	•	•	•
LESSLESS RED	•				
only matt lacquer					


Molteni & C

FINISHES MOLTENI&C RANGE

IX.2015

WOODS

EUCALYPTUS




AMERICAN WALNUT



GREY OAK



BLACK OAK



DARK ELM



LIGHT ELM




CEDAR



MARBLES


WHITE CARRARA




RED LAGUNA



EMPERADOR DARK




BLACK MARQUINA



GRES

WHITE




ANTHRACITE




METAL PARTS


BLACK CHROME



SHINY ALUMINIUM



PEWTER COLOUR




DWELL
DOOR FRAME, TRACK COVERING PROFILES

ANODISED ALUMINIUM



BROWN ALUMINIUM



The finishes shown are indicative and refer to the entire production range. We recommend that you consult the "Colour Range" samples which shown the complete range of finishes, including those not shown here. Molteni&C reserves the right to modify the range without warning.


Molteni & C

FINISHES MOLTENI&C RANGE

IX.2015

MILLERIGHE
GLISS QUICK FRONT

CHALK WHITE



PEARL



CARTAPAGLIA
GLISS MASTER FRONT
GLISS QUICK, GLISS WALK-IN FRONT

WHITE



ANTHRACITE



SILICA

only Gliss Master



MILLERIGHE
GLISS QUICK, GLISS-UP STRUCTURE

PEARL



NATURAL



DARK



ECO SKIN only Gliss Master

IVORY



HEMP



MINK



DARK BROWN



GREY



PLASTER only Gliss Master

SILICA



MELAMINE STRUCTURE only Gliss Master

WHITE SHANTUNG



GREY SHANTUNG



LARIX DARK



Larix dark finish available also for Gliss Walk-In where specifically indicated in the pricelist